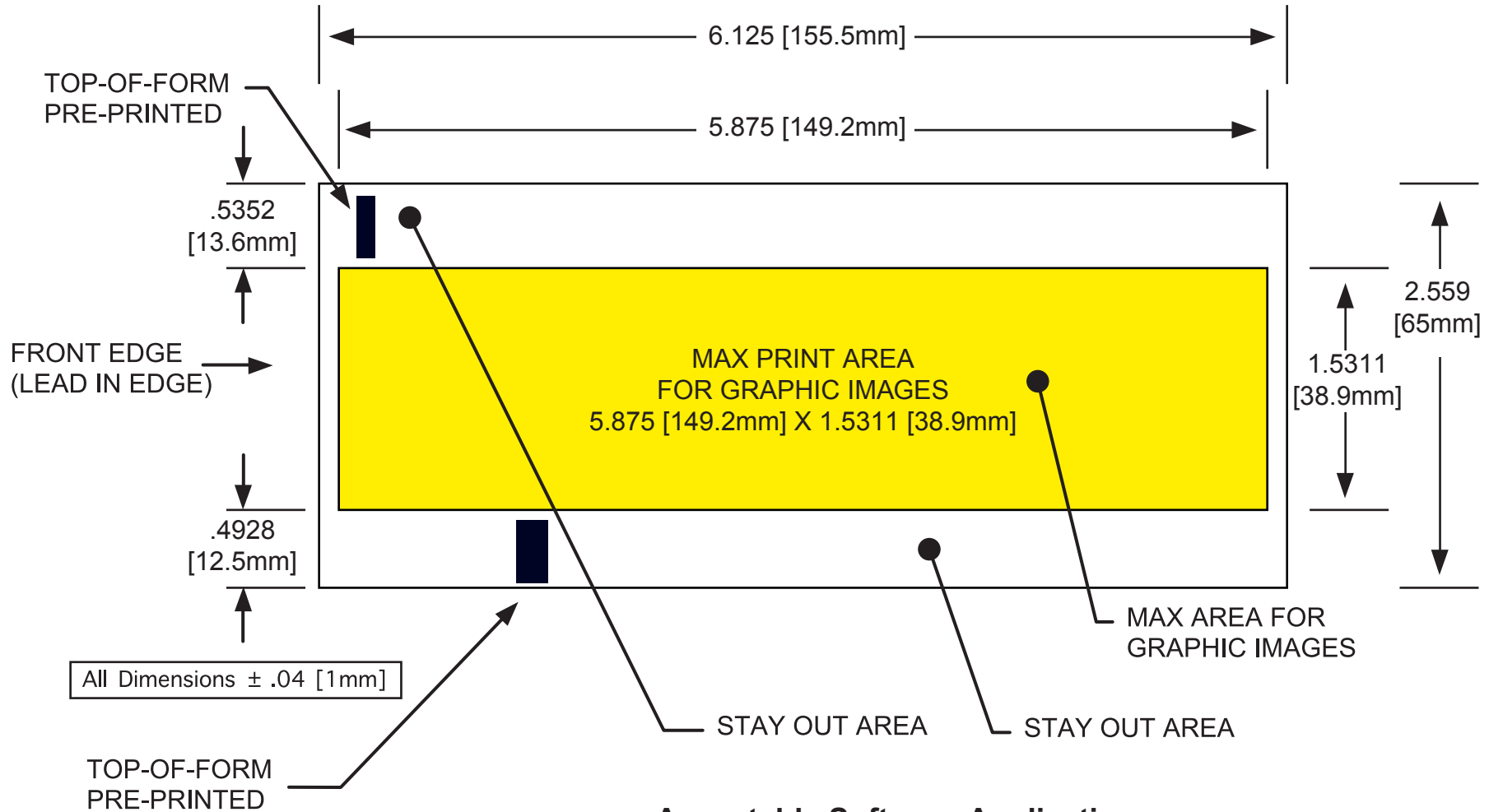


Technical Specs for creating and supplying your Artwork for Slot-Tickets™



Acceptable Software Applications

Mac Software:
 Adobe Illustrator
 Adobe Photoshop
 Adobe InDesign
 QuarkXpress

PC Software:
 Adobe Illustrator
 Adobe Photoshop
 Adobe InDesign
 QuarkXpress

Technical Specs for creating and supplying your Artwork for Slot-Tickets™

Electronic File / Process Guidelines

File resolution: use 300 pixels per inch (at 100% size). Use 1200 pixels per inch for bitmaps.

One-bit graphics should be converted to curves.

Create the whole file in one design package. For example, try not to import several different files from Illustrator, Photoshop, etc. into InDesign. This makes it very difficult to trap accurately. Do as much design as you can in one program.

Avoid hairline rules; minimum weight should be no less than .75 pt.

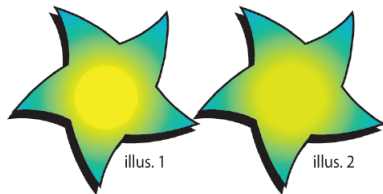
Avoid text smaller than 4 pts., especially when reversed or for ®, ©, or ™ symbols.

Reverse text should be bold and, if possible, outlined with a .75 or 1 point stroke.

Leave a minimum of 1/8" of quiet space between the edge of the ticket and the printed image.

Use caution when designing non-thermal side graphics. Graphics that are too dark can interfere with barcode readability.

Gradients and screened colors should not use less than a 1% screen of a color. A smooth blend of color to no color at all cannot be achieved unless it is a gradient of a very light color, like yellow. Illustration 1 represents how a gradient abruptly stops where there are 1% screens (cyan in this case). The example shown in illustration 2 represents the same art carrying 1% cyan through the center.



Avoid using a screen of a color in large background areas. Color inconsistencies can occur due to movement and vibration on press. Instead, use a lighter solid spot color for large areas.

Use only the colors you want your slot ticket to print or specify colors to be used; delete all unused colors in your electronic file.

Send process images in CMYK mode if possible. Beware of RGB colors that may be out of CMYK's gamut range. Many RGB colors cannot be printed accurately using CMYK.

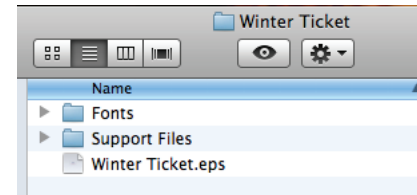
If spot colors are used in the Photoshop file, please keep the Spot Channels in the Photoshop file.

The Adobe Type Library will be used unless Type 1 fonts are supplied.

Be sure to include all fonts and support files (eps, tif, jpg). Customer supplied hard copy needed.

When naming files, it is helpful to add a two or three character extension such as **ai** for **Adobe Illustrator**, or **eps** for **encapsulated PostScript**.

Use a hierarchy when creating your folder for organizational purposes. An example is below of what a hierarchy of your folder should look like.



Email:

Email attachments should be Stuffed or Zipped and sent to: susan.mitchell@slot-tickets.com

We recommend that files over 2MB be sent on Disk or CD, accompanied by a hard copy, to:

Slot-Tickets Worldwide

Attn: Susan Mitchell

1655 Wynne Road

Suite 103

Cordova, Tennessee 38016 USA